



## COLOUR EQUIVALENCE CHART: PANTONE® PMS NUMBER

**PLEASE NOTE:** COLOURS MAY VARY. DIFFERENT FABRICS RESULT IN DIFFERENT COLOURS, ESPECIALLY 2-TONE FABRICS.

NAME		PANTONE
AEGEAN		PMS 322C
AIR BLUE		PMS 645C
APRICOT		PMS 173C
AQUAMARINE		PMS 313C
APPLE GREEN		PMS 390C
ANGEL BLUE		PMS 3262C
ATLANTIC BLUE		PMS 652C
BEECH		PMS 440C
BEIGE		PMS 7506C
BIRCH		PMS 454C
BLACK		PMS BLACK 6C
BLACK PIGMENT DYED		PMS 432C
BLACK CORD		PMS BLACK 6C
BLACK EMBOSSED TEXTURE		PMS NEUTRAL BLACK C
BLACK LEATHER		PMS BLACK 6C
BLAZE YELLOW		PMS 603C
BLUE (SLATE)		PMS 652C
BLUE ICE		PMS 652C
BLUERIDGE		PMS 661C
BLUESMOKE		PMS 653C
BLUESTEEL		PMS 647C
BOLD RED		PMS 1805C
BRACKEN		PMS 476C
BRICK		PMS 1807
BROWN		PMS 476C
BURNT ORANGE		PMS 1675C

NAME		PANTONE
BURNT RUSSET		PMS 209C
BUTTERCUP		PMS 130C
CAMEL (GOLF)		PMS 451C
CAMEL 2-TONE FABRIC		PMS 405C
CANADA RED		PMS 1795C
CANTEEN		PMS 411C
CARBON (GOLF)		PMS 425C
CARBON ENZYME WASH		PMS PROCESS BLACK
CARBON MELANGE (TEXTURE)		PMS COOL GRAY 10C
CARDINAL		PMS 201C
CAROLINA BLUE		PMS 279C
CATAMARAN		PMS 123C
CELERY		PMS 612C
CELTIC GREEN		PMS 349C
CHALK WHITE		PMS 454C (A LITTLE LIGHTER)
CHARCOAL		PMS BLACK 7C
CHARCOAL 2-TONE FABRIC		PMS 432C
CHARCOAL WOOL		PMS 426C
CHARCOAL TWILL TEXTURE		PMS 431C
CHIPOTLE		PMS 173C
CHOCOLATE		PMS BLACK C
CINDER		PMS 433C
CLAY (SILK)		PMS 404C
CLAY		PMS 405C
CLOUDBURST		PMS 424C
COAL		PMS 446C

■ NEW COLOUR

ATTENTION: PANTONE REFERENCE NUMBERS ARE FOR REFERENCE ONLY. LIGHT REFLECTING FROM THE FABRIC WEAVE MAY APPEAR DIFFERENT DEPENDING ON LIGHTING CONDITIONS. PLEASE USE ACTUAL SAMPLE FOR ANY LOGO EMBELLISHMENT REFERENCE OR PRECISE COLOUR MATCH REFERENCE.

FILE UPDATED: JAN 2015



## COLOUR EQUIVALENCE CHART: PANTONE® PMS NUMBER

**PLEASE NOTE:** COLOURS MAY VARY. DIFFERENT FABRICS RESULT IN DIFFERENT COLOURS, ESPECIALLY 2-TONE FABRICS.

NAME		PANTONE
COBALT		PMS 534C
COCOA		PMS 440C
COCONUT		PMS 1405C
COFFEE		PMS BLACK 4C
CONCRETE		PMS COOL GRAY 11C
COOL BLUE		PMS 652C
COOL BLUE (2013)		PMS 647C
COOL BLUE (SHINING BAG)		PMS 300C
COPPER		PMS 463C
CORAL GOLD		PMS 158C
CORNSILK		PMS 117C
CRAMBERRY		PMS 191C
CREAM		PMS WARM GRAY 1C
CUSTARD		PMS 141C
CYBER YELLOW		PMS 116C
DEEP INDIGO		PMS 534C
DK CREAM		PMS COOL GRAY 1
DK. CRIMSON		PMS 202C
DK. FERN		PMS 440C2
DK. FOREST		PMS 5467C
DK. GRANITE		PMS 433C
DK. ORANGE		PMS 180C
DK. MANGO		PMS 484C
DK. PINK		PMS 681C
DK. TAN		PMS 463C
DUNE		PMS WARM GREY 9C

NAME		PANTONE
EARTH		PMS 463C
EARTH ENZYME STONE WASH		PMS 4515C
EARTH ENZYME SOFTNER WASH		PMS WARM GREY 9C
EARTH CORD		PMS 463C2
EBONY		PMS 433C
EBONY (FLEECE)		PMS 432C
EGGPLANT		PMS 683C
EGGSHELL		PMS 467C
ELECTRIC BLUE		PMS 2925C
ELM		PMS 5635C
ELMWOOD		PMS WARM GREY 10C
ENSIGN BLUE		PMS 5395C
ESPRESSO (GOLF)		PMS BLACK 2C
ESPRESSO (CJX-1)		PMS 7771C
FERN		PMS 448C
FEDERAL BLUE		PMS 294C
FLAME ORANGE		PMS 151C
FLAME RED		PMS 485C
FOREST		PMS 626C
FOREST ENZYME STONE WASH		PMS 5763C
FUSCHIA		PMS 241C
FUSCHIA RED		PMS 227C
GENUINE LEATHER		PMS 439C
GOLD (PX-1)		PMS 130C
GOLD (ZIPPER)		PMS 116C
GOLD (DOWN)		PMS 129C

NEW COLOUR

ATTENTION: PANTONE REFERENCE NUMBERS ARE FOR REFERENCE ONLY. LIGHT REFLECTING FROM THE FABRIC WEAVE MAY APPEAR DIFFERENT DEPENDING ON LIGHTING CONDITIONS. PLEASE USE ACTUAL SAMPLE FOR ANY LOGO EMBELLISHMENT REFERENCE OR PRECISE COLOUR MATCH REFERENCE.

**FILE UPDATED: JAN 2015**



## COLOUR EQUIVALENCE CHART: PANTONE® PMS NUMBER

**PLEASE NOTE:** COLOURS MAY VARY. DIFFERENT FABRICS RESULT IN DIFFERENT COLOURS, ESPECIALLY 2-TONE FABRICS.

NAME		PANTONE
GOLD (PFH)		PMS 117C
GRANITE (SHIRT)		PMS 425C
GRANITE (JACKET)		PMS 432C
GRAPHITE (PIMA COTTON)		PMS 447C
GRAPHITE (FLEECE)		PMS 433C
GRAPHITE (POLO)		PMS BLACK 11C
GRAPHITE (JACKET)		PMS 424C
GREEN		PMS 377
GREY (GOLF)		PMS 429C
GREY		PMS COOL GRAY 7 C
GREY MIX		PMS COOL GRAY 6 C
GREYSTONE		PMS 443C
GUNMETAL		PMS 431
HAZEL		PMS 438C
HEATHER CAMEL		PMS 404C
HARFEST PUMPKIN		PMS 716C
HEATHER CHARCOAL		PMS 426C
HEMP PIGMENT DYED		PMS 451C
HERBAL		PMS 377C
HI VIS GREEN		PMS 381C
INDIGO		PMS 464C
INDIGO 2-TONE FABRIC		PMS 464C
INDIGO ENZYME WASH		PMS 653C
INSIGNIA		PMS 533
IRON		PMS COOL GRAY 11C
IVORY		PMS 5875C

NAME		PANTONE
IVORY (SILK)		PMS 468C
KELP		PMS 411C
KELLY GREEN		PMS 7482C
KHAKI (SHIRT)		PMS 874C
KHAKI (GOLF)		PMS 401C
KIWI		PMS 363C
LAVENDER HERB		PMS 5145
LEMON DROP		PMS120C
LIME GREEN		PMS 375C
LODEN		PMS 418C
LT. AQUA (GOLF)		PMS 632C
LT. BLUE		PMS 292C
LT. BLUE (TEXTURE)		PMS 279C
LT. BROWN		PMS 463C3
LT. INDIGO		PMS 532C
LT. GREY (TEXTURE)		PMS 424C
LT. JADE		PMS 5487C
LT. PEWTER		PMS 432C
LT. PINK		PMS 673C
LIGHT SPROUT (JACKET)		PMS 610C
LILAC		PMS 673C
LT. SPROUT (POLO)		PMS 387C
LT.TAUPE		PMS 451C
MAIZE		PMS 142C
MANDARIN		PMS 158C
MANGO		PMS 715C

NEW COLOUR

























ATTENTION: PANTONE REFERENCE NUMBERS ARE FOR REFERENCE ONLY. LIGHT REFLECTING FROM THE FABRIC WEAVE MAY APPEAR DIFFERENT DEPENDING ON LIGHTING CONDITIONS. PLEASE USE ACTUAL SAMPLE FOR ANY LOGO EMBELLISHMENT REFERENCE OR PRECISE COLOUR MATCH REFERENCE.

**FILE UPDATED: JAN 2015**

## COLOUR EQUIVALENCE CHART: PANTONE® PMS NUMBER

**PLEASE NOTE:** COLOURS MAY VARY. DIFFERENT FABRICS RESULT IN DIFFERENT COLOURS, ESPECIALLY 2-TONE FABRICS.

NAME		PANTONE
MARINE BLUE (LWS-1)		PMS 5405C
MARINE BLUE		PMS 285C
MAROON		PMS 504C
MAUVE		PMS 680C
METHYL BLUE		PMS 3005C
MID GREY		PMS 424C
MIDNIGHT		PMS 532C2
MINT		PMS 5645C
MILITARY BROWN		PMS 411C
MIST (GOLF)		PMS 538C
MOSS		PMS 1265C
MUD		PMS 146C
MUSHROOM		PMS 404C
MUTED LIME		PMS 610C
NATURAL		PMS 409C
NAUTICAL RED		PMS 200C
NAVY		PMS 289C
NAVY (GOLF)		PMS 655C
NAVY LEATHER		PMS 532C
NILE		PMS 5777C
NIGHTSHADOW		PMS 534C
OCEAN BLUE (BAG MATTE)		PMS 541U
OFFWHITE		PMS 4545
OLIVE (VEST)		PMS 5825C
OLIVE		PMS BLACK 2C
OLIVE DRAB		PMS BLACK 7C

NAME		PANTONE
OLIVE PLAID		PMS 418C
OMBRE BLUE		PMS 5395C
ORANGE		PMS 172C
ORANGE (BAG SHINING)		PMS 165C
ORANGE RUST		PMS 159C
OXFORD BLACK		PMS PROCESS BLACK
OXFORD GREY		PMS 423C
OX GREY MELANGE		PMS 425C
OXFORD NAVY		PMS 532C
OXFORD RED		PMS 195C
OXFORD TAN		PMS 465C
PACIFIC BLUE		PMS 646C
PARCHMENT		PMS 413C
PALE BLUE		PMS 552C
PEBBLE		PMS 481C
PEPPERMINT		PMS 363C
PERIDOT		PMS 377C
PERSIAN JEWEL		PMS 659C
PERSIMMON		PMS 157C
PEWTER		PMS 431C
PINE BARK		PMS 410C
PINK (FLEECE)		PMS 213C
PINK		PMS 196C
PINK (PX-1W)		PMS 203C
PINK CORAL		PMS 205C
PLATINUM		PMS 430C2

 NEW COLOUR

ATTENTION: PANTONE REFERENCE NUMBERS ARE FOR REFERENCE ONLY. LIGHT REFLECTING FROM THE FABRIC WEAVE MAY APPEAR DIFFERENT DEPENDING ON LIGHTING CONDITIONS. PLEASE USE ACTUAL SAMPLE FOR ANY LOGO EMBELLISHMENT REFERENCE OR PRECISE COLOUR MATCH REFERENCE.

**FILE UPDATED: JAN 2015**



## COLOUR EQUIVALENCE CHART: PANTONE® PMS NUMBER

**PLEASE NOTE:** COLOURS MAY VARY. DIFFERENT FABRICS RESULT IN DIFFERENT COLOURS, ESPECIALLY 2-TONE FABRICS.

NAME	PANTONE	
PLUM		PMS 5185C
PORT ROYALE		PMS 4975C
PURPLE		PMS 2623C
PURPLE (BAG MATTE)		PMS 2923 U
QUARRY		PMS 452C
RED		PMS 711C
RED (GOLF)		PMS 201C
RED BUD		PMS 208C
RED CLAY		PMS 180C
REGATTA		PMS 294C
REVERSE BLUE		PMS 647C
RIBBON RED (POLO)		PMS 201C
RIBBON RED		PMS 1935C
RHODODENDRON		PMS 506C
ROYAL		PMS 280C
RUSSET LEATHER		PMS 438C
SAFETY YELLOW		PMS 389C
SALMON		PMS 178C
SAND (SG-10)		PMS WARM GRAY 3
<span style="color: blue;">■</span> SAPHIRE		PMS 2945C
SAND		PMS 4525C
SAND STONE		PMS WARM GRAY 2
SCARLET		PMS 185C
SEAL BROWN		PMS 476
SEAL BROWN (TEXTURE)		PMS 476
SIGNAL RED		PMS 186

NAME	PANTONE	
SILVER		PMS 425C
SILVER (GOLF)		PMS 416C
SILVER (POLO)		PMS COOL GRAY 8C
SEQUOIA		PMS 462C
SKY (GOLF)		PMS 2905C
SKY BLUE (JACKET)		PMS 3015C
SKY BLUE		PMS 658C
SLATE		PMS 446C
SLATE ENZYME SOFTNER WASH		PMS 425C
SLATE BLUE		PMS 3165C
SLATE BROWN		PMS 412C
SLATE GREEN		PMS 412C
SMOKE		PMS 432C
SPICE		PMS 180C
SPORT RED		PMS 199C
SPORT RED (ATHLETIC)		PMS 1797
SPROUT (GOLF)		PMS 383C
STADIUM RED		PMS 187C
STEEL GREY		PMS 446C
STONE		PMS 403C
STONE (GOLF)		PMS 401C
STRIKING PURPLE		PMS 513
STORM GREY		PMS 433C
SUNDANCE		PMS 109C
SUNSET		PMS 158C
SUNSET CORAL		PMS 159C

■ NEW COLOUR









ATTENTION: PANTONE REFERENCE NUMBERS ARE FOR REFERENCE ONLY. LIGHT REFLECTING FROM THE FABRIC WEAVE MAY APPEAR DIFFERENT DEPENDING ON LIGHTING CONDITIONS. PLEASE USE ACTUAL SAMPLE FOR ANY LOGO EMBELLISHMENT REFERENCE OR PRECISE COLOUR MATCH REFERENCE.

**FILE UPDATED: JAN 2015**

## COLOUR EQUIVALENCE CHART: PANTONE® PMS NUMBER

**PLEASE NOTE:** COLOURS MAY VARY. DIFFERENT FABRICS RESULT IN DIFFERENT COLOURS, ESPECIALLY 2-TONE FABRICS.

NAME	PANTONE	
TAN		PMS 729C
TAPESTRY (GOLF)		PMS 647C
TAUPE		PMS 418C
TEAK		PMS BLACK 5C
TEAL		PMS 321C
TECH NAVY		PMS 532C
TEAM RED		PMS 199C
TECH OXFORD GREY		PMS 424C
TITANIUM		PMS 414C
TITANIUM (POLO)		PMS COOL GRAY 1C
TOFFEE		PMS 462C
TREETOP GREEN		PMS 362C
TREETOP GREEN (FLEECE)		PMS 370C
TRUE NAVY		PMS 5395C
TRUE RED		PMS 200C
URBAN		PMS 446C2
VANILLA		PMS 468C
VERY GRAPE		PMS 5135C
WALNUT		PMS 462C
WASABI		PMS 583C
WARM RED		PMS 1788C
WHISPERING BLUE		PMS 628C
WILD BERRY		PMS 5135C
WILD BERRY (POLYESTER)		PMS 242C
WILD BERRY (FLEECE)		PMS 234C

NAME	PANTONE	
WILD BERRY (BAG)		PMS RHODAMINE RED C
WHITE		N/A
WINE		PMS 202C
WINE (HOODIE)		PMS 4975C
WINTER WHITE		PMS 454C
YAM		PMS 145C
YELLOW		PMS 115C
YELLOW (BAG MATTE)		PMS 109U

■ NEW COLOUR

ATTENTION: PANTONE REFERENCE NUMBERS ARE FOR REFERENCE ONLY. LIGHT REFLECTING FROM THE FABRIC WEAVE MAY APPEAR DIFFERENT DEPENDING ON LIGHTING CONDITIONS. PLEASE USE ACTUAL SAMPLE FOR ANY LOGO EMBELLISHMENT REFERENCE OR PRECISE COLOUR MATCH REFERENCE.

FILE UPDATED: JAN 2015