

COLOR EQUIVALENCE PANTONE® PMS NUMBER

COLORS MAY VARY.

DIFFERENT FABRICS RESULT IN DIFFERENCE COLORS, ESPECIALLY 2-TONE FABRICS

AEGEAN		PMS 322 C	BRICK		PMS 1807 C
AMAZON		PMS 7731 C	BRIGHT RED HEATHER		PMS 7989 C / PMS 7624 C
APRICOT		PMS 173 C	BRIGHT RED		PMS 1797 C
AQUAMARINE		PMS 313 C	BRIGHT RED GPH-1		PMS 1797 C / PMS PROCESS BLACK C
APPLE GREEN		PMS 390 C	BRIGHT RED / BLACK HEATHER		PMS 1797 C PMS BLACK 6 C /
ANGEL BLUE		PMS 3262 C	BROWN		PMS 476 C
ATLANTIC BLUE		PMS 652 C	BURGUNDY WRB-3		PMS 242 C
AZURE BLUE		PMS 2935 C	BURGUNDY FPL-1W		PMS 690 C
AZURE BLUE GPH-1		PMS 2935 C / PMS PROCESS BLACK C	BURGUNDY XNU-1W		PMS 7434 C
AZURE BLUE / BLACK HEATHER		PMS 2935 C PMS BLACK 6 C	BURNT ORANGE THERMAL		PMS 166 C
AZURE BLUE HEATHER		PMS 300 C / PMS BLACK 6 C	BURNT ORANGE FPL-1W		PMS 1595 C
BEIGE		PMS 7506 C	CAMEL 2-TONE FABRIC		PMS 405 C
BIRCH		PMS 454 C	CANADA RED		PMS 1795 C
BLACK		PMS BLACK 6 C	CARBON		PMS 425 C
BLACK PIGMENT DYED		PMS 432 C	CARBON ENZYM WASH		PMS PROCESS BLACK
BLACK (NBS-1)		PMS 424 C	CARBON RSC-1		PMS PROCESS BLACK C / PMS COOL GRAY 1 C
BLACK / GREY HEATHER TGP-1/W TG-2/W		BLACK / COOL GREY 10 C	CARBON GRADIENT		PMS PROCESS BLACK C / PMS COOL GRAY 2 C
BLACK CORD		PMS BLACK 6 C	CARBON HEATHER TEXTURE DFZ-1		PMS BLACK 6 C / PMS COOL GRAY 11 C
BLAZE YELLOW		PMS 603 C	CARBON HEATHER TEXTURE		PMS PROCESS BLACK C / PMS COOL GRAY 10 C
BLUE SLATE		PMS 652 C	CARBON HEATHER TEXTURE DFZ-1		PMS 447 / PMS COOL GRAY 2 C
BLUE GRADIENT		PMS 279 C / PMS 289 C / PMS 433 C	CARBON MELANGE TEXTURE		PMS COOL GRAY 10 C / PMS COOL GRAY 4 C
BLUE HEATHER		PMS 7689 C / PMS 302 C	CARBON MIX		PMS PROCESS BLACK C /
BOLD RED		PMS 200 C	CARBON PLAID		PMS 425 C / PMS COOL GRAY 5 C
BRACKEN		PMS 476 C	CARBON STRIPE		PMS PROCESS BLACK C / PMS COOL GRAY 5 C

NEW COLOR

ATTENTION: PANTONE REFERENCE NUMBERS ARE FOR REFERENCE ONLY. LIGHT REFLECTING FROM THE FABRIC WEAVE MAY APPEAR DIFFERENT DEPENDING ON LIGHTING CONDITIONS. PLEASE USE ACTUAL SAMPLE FOR ANY LOGO EMBELLISHMENT REFERENCE OR PRECISE COLOR MATCH REFERENCE.

COLOR EQUIVALENCE PANTONE® PMS NUMBER

COLORS MAY VARY.

DIFFERENT FABRICS RESULT IN DIFFERENCE COLORS, ESPECIALLY 2-TONE FABRICS

CAROLINA BLUE		PMS 279 C	COPPER		PMS 463 C
CATAMARAN		PMS 123 C	CRANBERRY		PMS 191 C
CHALK WHITE		PMS 454 C	CREAM		PMS WARM GRAY 1 C
CHARCOAL		PMS BLACK 7 C	CYBER YELLOW		PMS 116 C
CHARCOAL (2-TONE FABRIC)		PMS 432 C	DARK DENIM		PMS 2747 C
CHARCOAL WOOL		PMS 426 C	DEEP INDIGO		PMS 534 C
CHARCOAL TWILL		PMS COOL GRAY 11 C / PMS COOL GRAY 9 C	DESERT CAMO		PMS 419 C / PMS 418 C /PMS 4485 C
CHIPOTLE		PMS 173 C	DARK CREAM		PMS COOL GRAY 1 C
CHOCOLATE		PMS BLACK C	DARK CRIMSON		PMS 202 C
CINDER		PMS 433 C	DARK FERN		PMS 5747 C
CLASSIC BLUE <i>KTV-1/W KXT-1/W KXT-2/W</i>		PMS 653 C	DARK FOREST		PMS 5477 C
CLAY		PMS 405 C	DARK GRANITE		PMS 433 C
CLOUDBURST		PMS 424 C	DARK NAVY HEATHER <i>HTZ-2/W</i>		PMS 654 C
COAL		PMS 446 C	DARK ORANGE		PMS 180C
COBALT		PMS 534 C	DARK RED		PMS 7621 C
COCOA		PMS 440C	DARK TAN		PMS 463 C
COCONUT		PMS 1405 C	DENIM <i>FH-2/W</i>		PMS 5405 C / 303 C
COFFEE		PMS BLACK 4 C	DOLPHIN		PMS COOL GRAY 11 C
CONCRETE		PMS COOL GRAY 11 C	DOLPHIN <i>GPH-1</i>		PMS COOL GRAY 11 C / PMS PROCESS BLACK C
COOL BLUE		PMS 652 C	DOLPHIN HEATHER <i>NFX-2</i>		PMS PROCESS BLACK C / COOL GRAY 5 C /WHITE
COOL BLUE <i>2013</i>		PMS 647 C	DOLPHIN HEATHER <i>FXH-1</i>		PMS BLACK 6 C / PMS COOL GRAY 11 C
COOL BLUE <i>SHINING BAG</i>		PMS 300C	DUNE		PMS 7530C
COOL SILVER <i>SHIRT</i>		PMS COOL GRAY 3 C	EARTH		PMS 463 C
COOL SILVER		PMS COOL GRAY 4 C	EARTH <i>SPRING 2018</i>		PMS 378 C
COOL SILVER HEATHER		PMS COOL GRAY 4 C / PMS PROCESS BLACK C	EARTH ENZYME <i>STONE WASH</i>		PMS 4515 C

NEW COLOR

ATTENTION: PANTONE REFERENCE NUMBERS ARE FOR REFERENCE ONLY. LIGHT REFLECTING FROM THE FABRIC WEAVE MAY APPEAR DIFFERENT DEPENDING ON LIGHTING CONDITIONS. PLEASE USE ACTUAL SAMPLE FOR ANY LOGO EMBELLISHMENT REFERENCE OR PRECISE COLOR MATCH REFERENCE.

COLOR EQUIVALENCE PANTONE® PMS NUMBER

COLORS MAY VARY.

DIFFERENT FABRICS RESULT IN DIFFERENCE COLORS, ESPECIALLY 2-TONE FABRICS

EARTH ENZYME <small>SOFTNER WASH</small>		PMS WARM GRAY 9 C	GOLD <small>DOWN</small>		PMS 129 C
EARTH CORD		PMS 140C	GOLD <small>PFH-1</small>		PMS 117 C
EARTH PLAID <small>SDR-1/W</small>		PMS 5743 C	GRANITE		PMS 447 C
EBONY		PMS 433 C	GRAPHITE <small>PIMA COTTON</small>		PMS 447 C
EBONY <small>FLEECE</small>		PMS 432 C	GRAPHITE <small>FLEECE</small>		PMS 433 C
EGGPLANT		PMS 683 C	GRAPHITE <small>FH-2/W</small>		PMS 425 C / Black
EGGSHELL		PMS 467 C	GRAPHITE <small>POLO</small>		PMS COOL GRAY 11 C
ELECTRIC BLUE		PMS 2925 C	GRAPHITE <small>JACKET BEFORE 2011</small>		PMS 424 C
ELM		PMS 5635 C	GARDEN GREEN <small>THERMAL</small>		PMS 364 C
ELMWOOD		PMS WARM GRAY 10 C	GARDEN GREEN <small>FLEECE</small>		PMS 364 C
ENSIGN BLUE		PMS 5395 C	GREEN <small>JACKET</small>		PMS 5615 C
ESPRESSO <small>CJX-1</small>		PMS 7771 C	GREEN		PMS 377 C
ETCHED PRINT		BLACK / PMS 425 C	GREY		PMS COOL GRAY 7 C
FERN		PMS 448 C	GREY / BLACK <small>HEATHER</small>		PMS COOL GRAY 10C / PMS BLACK 6 C
FEDERAL BLUE		PMS 294 C	GREY HEATHER		PMS COOL GRAY 9 C
FIRE ORANGE		PMS 179 C	GREYSTONE		PMS 443 C
FLAME ORANGE		PMS 151 C	GUNMETAL		PMS 431 C
FLAME RED		PMS 186 C	GREY MIX		PMS 430 C / BLACK
FOREST		PMS 626 C	HAZEL		PMS 438 C
FOREST <small>ENZYME STONE WASH</small>		PMS 5763 C	HEATHER CAMEL		PMS 404 C
FUSCHIA		PMS 241 C	HARVEST PUMPKIN		PMS 716 C
FUSCHIA RED		PMS 227 C	HEATHER CHARCOAL		PMS 426 C
GALACTIC BLACK		PMS BLACK 6 C / WHITE	HEMP PIGMENT DYED		PMS 451 C
GOLD <small>PX-1</small>		PMS 130C	HERBAL		PMS 377 C
GOLD <small>ZIPPER</small>		PMS 116 C	HI VIS GREEN		PMS 381 C

NEW COLOR

ATTENTION: PANTONE REFERENCE NUMBERS ARE FOR REFERENCE ONLY. LIGHT REFLECTING FROM THE FABRIC WEAVE MAY APPEAR DIFFERENT DEPENDING ON LIGHTING CONDITIONS. PLEASE USE ACTUAL SAMPLE FOR ANY LOGO EMBELLISHMENT REFERENCE OR PRECISE COLOR MATCH REFERENCE.

COLOR EQUIVALENCE

PANTONE® PMS NUMBER

COLORS MAY VARY.

DIFFERENT FABRICS RESULT IN DIFFERENCE COLORS, ESPECIALLY 2-TONE FABRICS

HOT RED		PMS 485 C	LIGHT GREY BXX-1		PMS COOL GRAY 6 C
IMPERIAL		PMS 669 C	LIGHT JADE		PMS 5487 C
INDIGO SFX-2		PMS 539 C	LIGHT PEWTER		PMS 432 C
INDIGO		PMS 646 C	LIGHT PINK		PMS 673 C
INDIGO ENZYME WASH		PMS 653 C	LIGHT SPROUT JACKET		PMS 610C
INSIGNIA		PMS 533 C	LIGHT SPROUT POLO		PMS 387 C
IRON		PMS COOL GRAY 11 C	LIGHT TAUPE		PMS 451 C
IVORY		PMS 5875 C	MAIZE		PMS 142 C
IVORY (SILK)		PMS 468 C	MANDARIN		PMS 158 C
JEWEL GREEN		PMS 348 C	MANGO		PMS 715 C
KELP		PMS 411 C	MARINE BLUE LWS-1		PMS 5405 C
KELLY GREEN		PMS 7482 C	MARINE BLUE		PMS 285 C
KHAKI SHIRT		PMS 874 C	MAROON		PMS 504 C
KIWI		PMS 363 C	MAZE TEXTURE		PMS 7754 C / PMS 7752 C
KIWI 2017		PMS 382 C	METHYL BLUE		PMS 3005 C
KIWI HEATHER		PMS 360 C / PMS 7741 C	MIDNIGHT		PMS 431 C
KIWI HEATHER FLEECE		PMS 390 C / PMS BLACK 6 C	MIDNIGHT HEATHER		PMS 547 C / PMS 7546 C
LAVENDER HERB		PMS 5145 C	MINT		PMS 5645 C
LILAC		PMS 673 C	MILITARY BROWN		PMS 411 C
LIME GREEN		PMS 375 C	MIST GOLF		PMS 538 C
LIGHT BLUE		PMS 292 C	MOSS		PMS 1265 C
LIGHT BLUE TEXTURE		PMS 279 C	MOSS 2017 SHIRT		PMS 7498 C
LIGHT DENIM SFD-1 SFD-1W		PMS 2925 C	MOSSY OAK		MOSSY OAK PATTERN
LIGHT INDIGO		PMS 532 C	MUD		PMS 146 C
LIGHT GREY TEXTURE		PMS 424 C	MUSHROOM		PMS 404 C

NEW COLOR

ATTENTION: PANTONE REFERENCE NUMBERS ARE FOR REFERENCE ONLY. LIGHT REFLECTING FROM THE FABRIC WEAVE MAY APPEAR DIFFERENT DEPENDING ON LIGHTING CONDITIONS. PLEASE USE ACTUAL SAMPLE FOR ANY LOGO EMBELLISHMENT REFERENCE OR PRECISE COLOR MATCH REFERENCE.

COLOR EQUIVALENCE

PANTONE® PMS NUMBER

COLORS MAY VARY.

DIFFERENT FABRICS RESULT IN DIFFERENCE COLORS, ESPECIALLY 2-TONE FABRICS

MUTED LIME		PMS 610C	OXFORD NAVY		PMS 532 C
NATURAL		PMS 7506 C	OXFORD RED		PMS 195 C
NAUTICAL RED		PMS 200C	OXFORD TAN		PMS 465 C
NAVY		PMS 289 C	PACIFIC BLUE		PMS 646 C
NAVY <i>RSC-1</i>		PMS 303 C / PMS COOL GRAY 1 C	PARCHMENT		PMS 413 C
NAVY/WHITE <i>TGP-1/W / TG-2/W</i>		PMS 289 C / WHITE	PALE BLUE		PMS 552 C
NAVY HEATHER		PMS 428 C / PMS 303 C	PEAT <i>CFW-1/W</i>		PMS 418 C
NAVY MELANGE <i>TEXTURE</i>		PMS 7545 C / PMS 7543 C	PERIDOT		PMS 377 C
NAVY MELANGE <i>TEXTURE DFZ-1</i>		PMS 282 C / PMS 431 C	PERSIAN JEWEL		PMS 659 C
NAVY PLAID		PMS 547 C / PMS 2755 C	PERSIMMON		PMS 157 C
NAVY LEATHER		PMS 532 C	PEWTER		PMS 431 C
NAVY STRIPE		PMS 303 C / PMS 5445 C	PINK <i>FLEECE</i>		PMS 213 C
NILE		PMS 303 C	PINK		PMS 196 C
NIGHTSHADOW		PMS 7867 C	PINK (PX-1W)		PMS 203 C
OCEAN BLUE <i>MATTE BAG</i>		PMS 541U	PLATINUM		PMS 421 C
OFFWHITE		PMS 4545 C	PURPLE		PMS 2623 C
OLIVE <i>VEST</i>		PMS 5825 C	PURPLE <i>BAG MATTE</i>		PMS 2923U
OLIVE		PMS BLACK 2 C	QUARRY		PMS 452 C
OLIVE PLAID		PMS 418 C	RASPBERRY		PMS 193 C
ORANGE		PMS 172 C	RED		PMS 711 C
ORANGE <i>SHINING BAG</i>		PMS 165 C	RED HEATHER <i>FXH-1</i>		PMS 1795 C / PMS BLACK 6 C
ORANGE RUST		PMS 159 C	RED HEATHER <i>KXH-1</i>		PMS 7622 C / PMS BLACK 6 C
OXFORD BLACK		PMS PROCESS BLACK	RED HEATHER <i>PMJ-1</i>		PMS 1797 C / PMS BLACK 6 C
OXFORD GREY		PMS 423 C	RED PLAID		PMS 1797 C / PMS 1817 C
OXFORD GREY MELANGE		PMS 425 C	REGATTA		PMS 294 C

 NEW COLOR

ATTENTION: PANTONE REFERENCE NUMBERS ARE FOR REFERENCE ONLY. LIGHT REFLECTING FROM THE FABRIC WEAVE MAY APPEAR DIFFERENT DEPENDING ON LIGHTING CONDITIONS. PLEASE USE ACTUAL SAMPLE FOR ANY LOGO EMBELLISHMENT REFERENCE OR PRECISE COLOR MATCH REFERENCE.

COLOR EQUIVALENCE

PANTONE® PMS NUMBER

COLORS MAY VARY.

DIFFERENT FABRICS RESULT IN DIFFERENCE COLORS, ESPECIALLY 2-TONE FABRICS

REVERSE BLUE		PMS 647 C	SLATE		PMS 446 C
RIBBON RED <i>POLO</i>		PMS 201 C	SLATE ENZYME <i>SOFTNER WASH</i>		PMS 425 C
RIBBON RED		PMS 1935 C	SLATE BLUE		PMS 3165 C
RHODODENDRON		PMS 506 C	SLATE BROWN		PMS 412 C
ROSE <i>THERMAL</i>		PMS 681 C	SLATE GREEN		PMS 3308 C
ROYAL		PMS 280C	SMOKE		PMS 432 C
ROYAL <i>SFV-1</i>		PMS 653C/534C	SPICE		PMS 180C
SAFETY YELLOW		PMS 389 C	SPRING GREEN		PMS 7488 C
SAGE <i>FH-2/W</i>		PMS 133 C / 4485 C	SPORT RED		PMS 199 C
SAGE HEATHER <i>TEXTURE</i>		PMS 404 C / PMS 403 C	SPORT RED <i>ATHLETIC</i>		PMS 1797 C
SALMON		PMS 178 C	STADIUM RED		PMS 187 C
SAND		PMS 4525 C	STEEL BLUE CAMO		PMS BLACK 6 C / PMS 539 C / PMS 7545 C
SAND <i>SG-10</i>		PMS WARM GRAY 3 C	STEEL BLUE		PMS 7542 C
SANDSTONE		PMS WARM GRAY 2 C	STEEL BLUE <i>CPM-1/W CPM-2/W</i>		PMS 660 C
SAPPHIRE		PMS 2945 C	STEEL BLUE <i>KXP-1/W</i>		PMS 7477 C
SCARLET		PMS 185 C	STEEL GREY		PMS 446 C
SEAL BROWN		PMS 476 C	STONE		PMS 403 C
SEAL BROWN <i>TWILL JACKET</i>		PMS 405 C	STONE <i>SLW-1/W</i>		PMS 482C
SIGNAL RED		PMS 186 C	STRIKING PURPLE		PMS 513 C
SILVER		PMS COOL GRAY 8 C	STORM GREY		PMS 433 C
SEQUOIA		PMS 462 C	SUNDANCE		PMS 109 C
SKY BLUE <i>JACKET</i>		PMS 7703 C	SUNSET		PMS 158 C
SKY BLUE		PMS 658 C	SUNSET CORAL		PMS 159 C
SKY BLUE HEATHER		PMS 7697 C / PMS 7698 C	TAN		PMS 729 C

NEW COLOR

























ATTENTION: PANTONE REFERENCE NUMBERS ARE FOR REFERENCE ONLY. LIGHT REFLECTING FROM THE FABRIC WEAVE MAY APPEAR DIFFERENT DEPENDING ON LIGHTING CONDITIONS. PLEASE USE ACTUAL SAMPLE FOR ANY LOGO EMBELLISHMENT REFERENCE OR PRECISE COLOR MATCH REFERENCE.


COLOR EQUIVALENCE

PANTONE® PMS NUMBER

COLORS MAY VARY.

DIFFERENT FABRICS RESULT IN DIFFERENCE COLORS, ESPECIALLY 2-TONE FABRICS

TAUPE		PMS 418 C
TAUPE <i>CPF-1/W</i>		PMS 403 C
TEAK		PMS BLACK 5 C
TEAL		PMS 321 C
TECH NAVY		PMS 532 C
TEAM RED		PMS 199 C
TECH OXFORD GREY		PMS 424 C
TITANIUM		PMS COOL GRAY 1 C
TITANIUM <i>NS-1</i>		PMS 421 C
TREETOP GREEN		PMS 362 C
TREETOP GREEN <i>FLEECE</i>		PMS 370 C
TRUE NAVY		PMS 5395 C
TRUE RED		PMS 200 C
URBAN		PMS 418 C
VIOLET		PMS 2665 C
WALNUT		PMS 462 C
WASABI		PMS 583 C
WARM RED		PMS 1788 C
WILD BERRY <i>JACKET</i>		PMS 242 C
WILD BERRY <i>FLEECE</i>		PMS 234 C
WILD BERRY <i>BAG</i>		PMS RHODAMINE RED C
WHITE		N/A
YELLOW		PMS 115 C
YELLOW <i>BAG MATTE</i>		PMS 109 U

 NEW COLOR

ATTENTION: PANTONE REFERENCE NUMBERS ARE FOR REFERENCE ONLY. LIGHT REFLECTING FROM THE FABRIC WEAVE MAY APPEAR DIFFERENT DEPENDING ON LIGHTING CONDITIONS. PLEASE USE ACTUAL SAMPLE FOR ANY LOGO EMBELLISHMENT REFERENCE OR PRECISE COLOR MATCH REFERENCE.